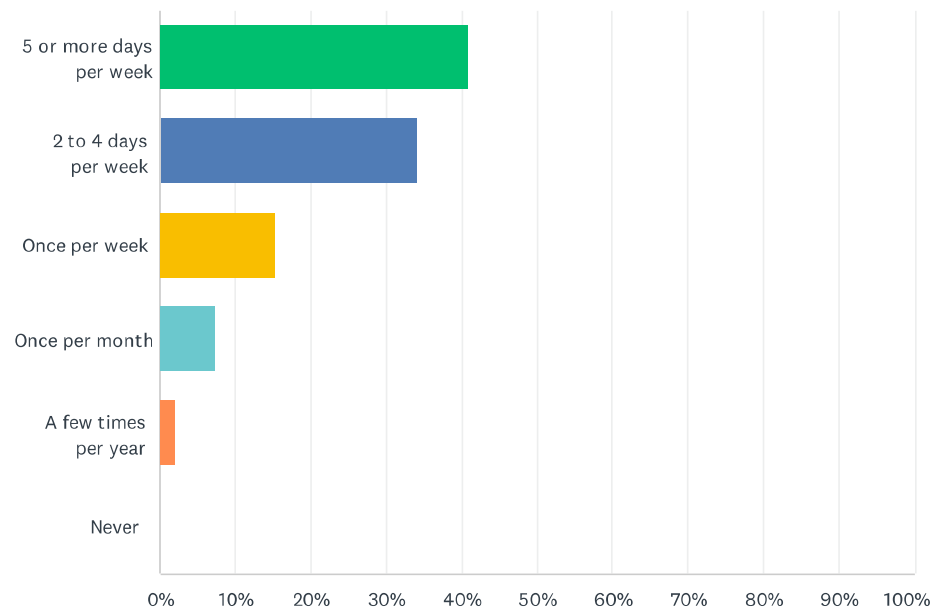


US 50 Comprehensive Multimodal Corridor Plan Survey Questions

Q1 How often do you travel within the US 50 Corridor?

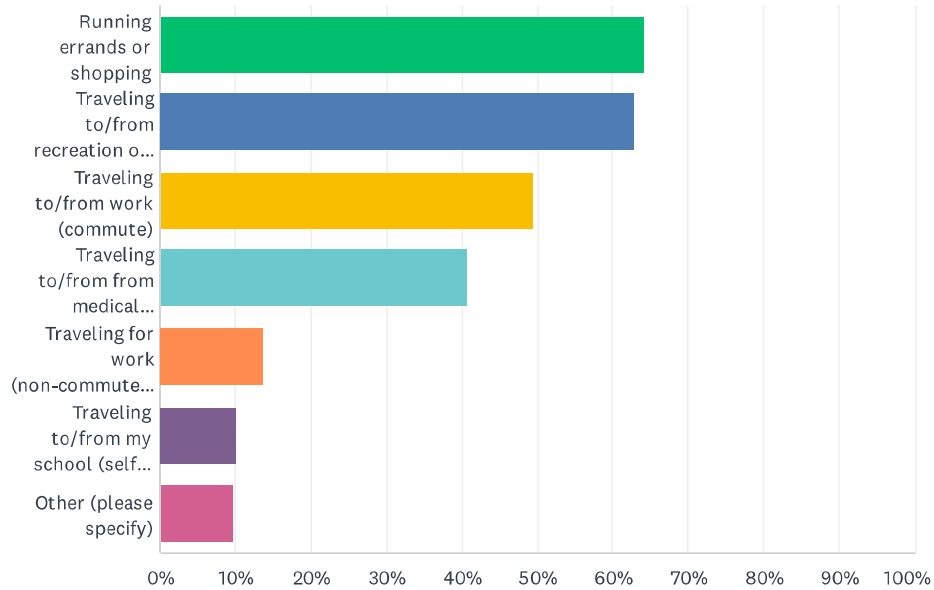
Answered: 906 Skipped: 5



ANSWER CHOICES	RESPONSES	
5 or more days per week	40.84%	370
2 to 4 days per week	34.11%	309
Once per week	15.34%	139
Once per month	7.51%	68
A few times per year	2.21%	20
Never	0.00%	0
TOTAL		906

Q2 What is your primary reason for traveling within the corridor? (Select All that apply.)

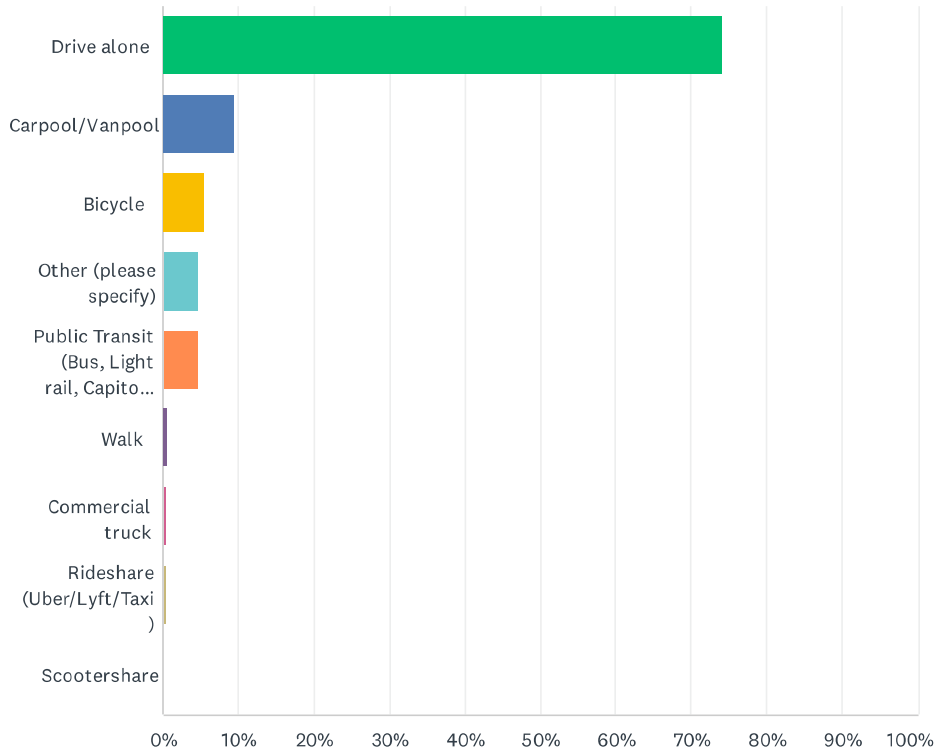
Answered: 908 Skipped: 3



ANSWER CHOICES	RESPONSES	
Running errands or shopping	64.10%	582
Traveling to/from recreation or leisure activities	62.89%	571
Traveling to/from work (commute)	49.45%	449
Traveling to/from from medical appointments	40.64%	369
Traveling for work (non-commute such as deliveries, client visits)	13.88%	126
Traveling to/from my school (self or others)	10.13%	92
Other (please specify)	9.91%	90
Total Respondents: 908		

Q3 For your most frequent trip, how do you travel within the corridor?

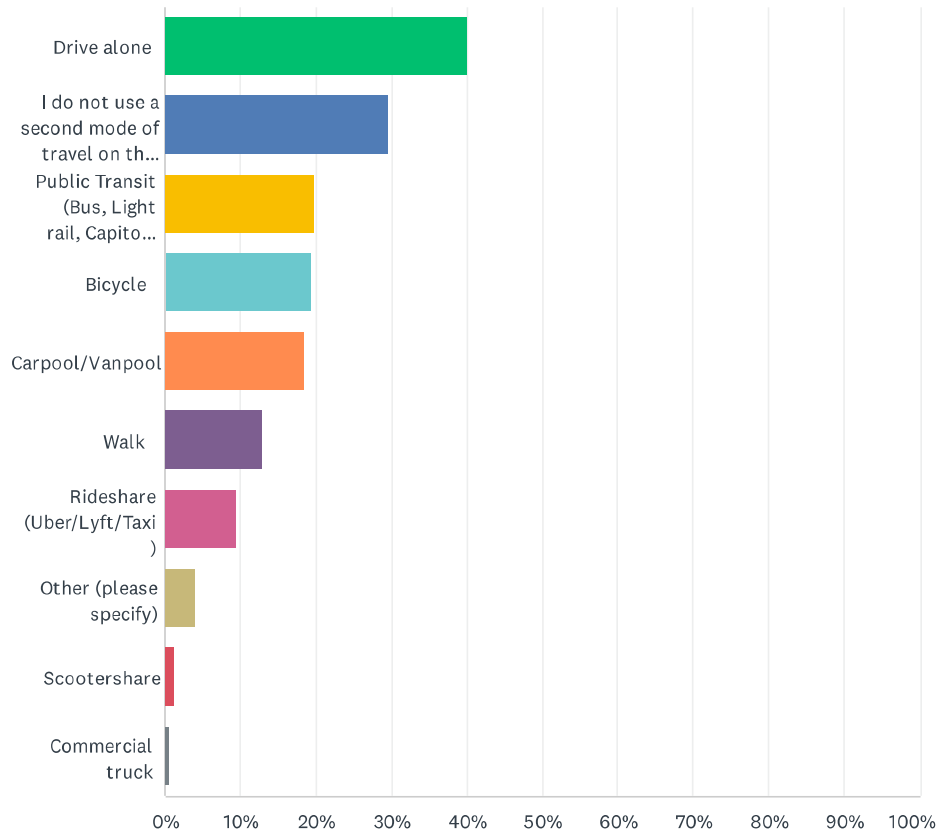
Answered: 905 Skipped: 6



ANSWER CHOICES	RESPONSES	
Drive alone	74.25%	672
Carpool/Vanpool	9.50%	86
Bicycle	5.52%	50
Other (please specify)	4.75%	43
Public Transit (Bus, Light rail, Capitol Corridor train/Amtrak)	4.64%	42
Walk	0.66%	6
Commercial truck	0.33%	3
Rideshare (Uber/Lyft/Taxi)	0.33%	3
Scootershare	0.00%	0
TOTAL		905

Q4 Do you use any other modes to travel within the corridor? (Select all that apply)

Answered: 866 Skipped: 45

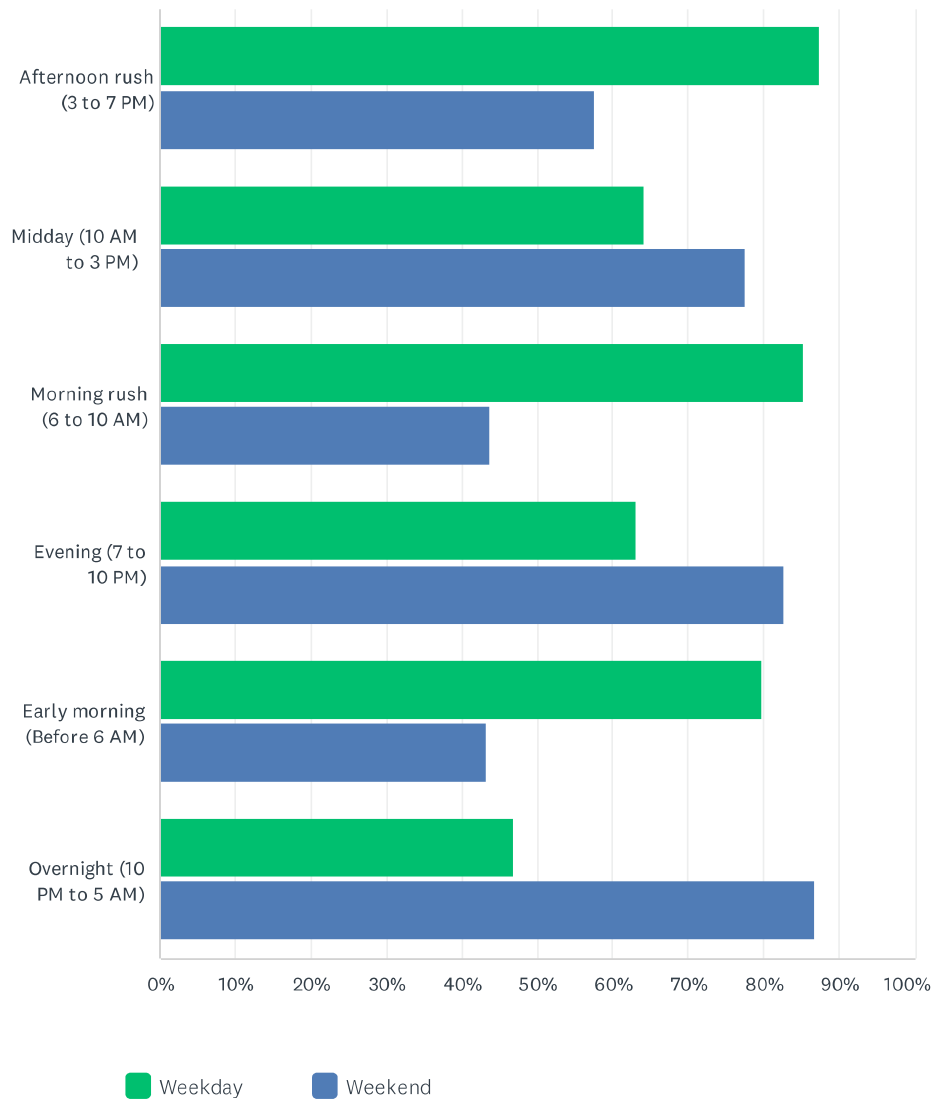


US 50 Comprehensive Multimodal Corridor Plan Survey Questions

ANSWER CHOICES	RESPONSES	
Drive alone	40.18%	348
I do not use a second mode of travel on the corridor.	29.68%	257
Public Transit (Bus, Light rail, Capitol Corridor train/Amtrak)	19.75%	171
Bicycle	19.40%	168
Carpool/Vanpool	18.59%	161
Walk	12.93%	112
Rideshare (Uber/Lyft/Taxi)	9.70%	84
Other (please specify)	4.04%	35
Scootershare	1.27%	11
Commercial truck	0.58%	5
Total Respondents: 866		

Q5 For your typical trip, what time(s) of day do you travel within the corridor? Select all that apply for weekdays and weekends.

Answered: 907 Skipped: 4

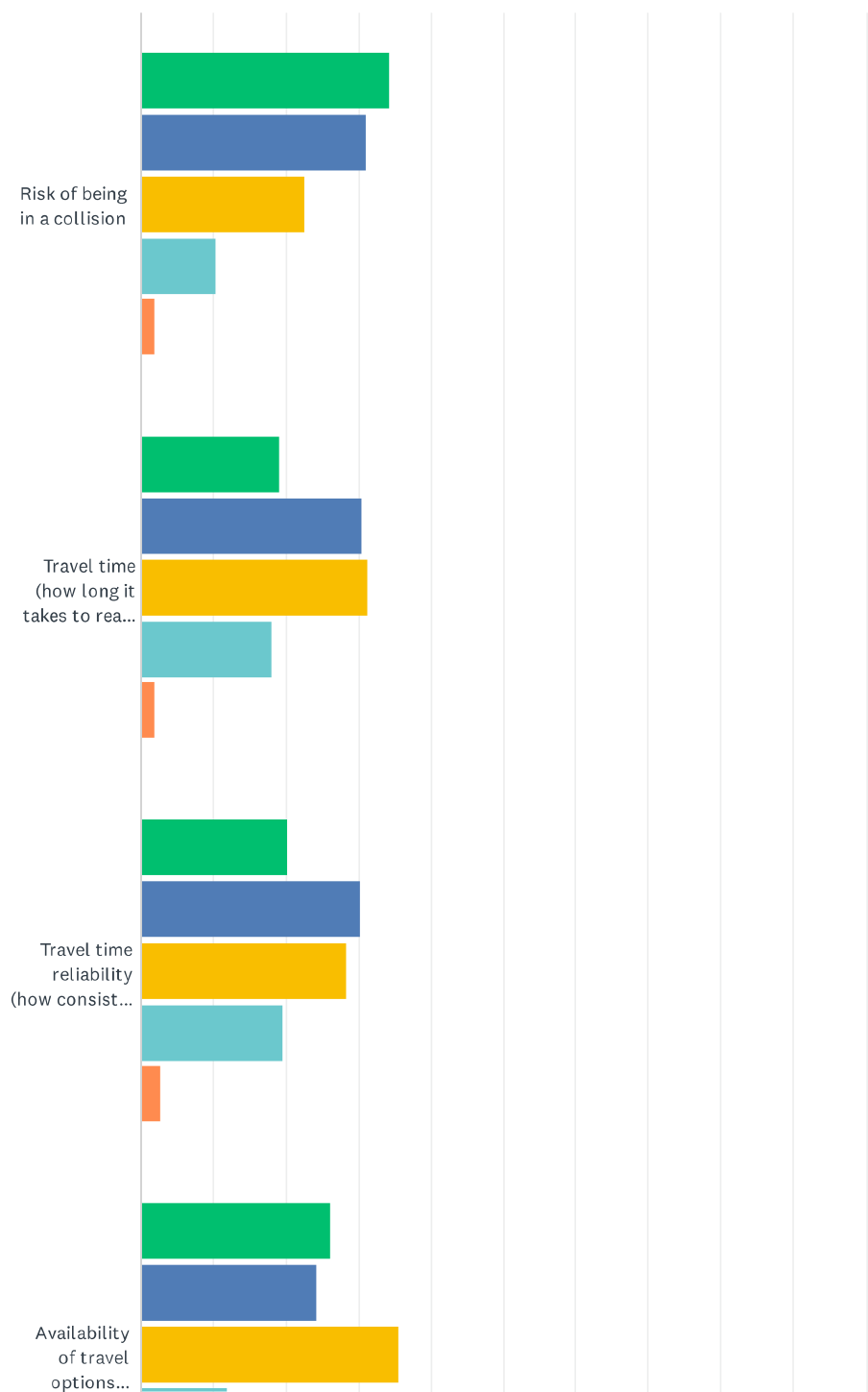


US 50 Comprehensive Multimodal Corridor Plan Survey Questions

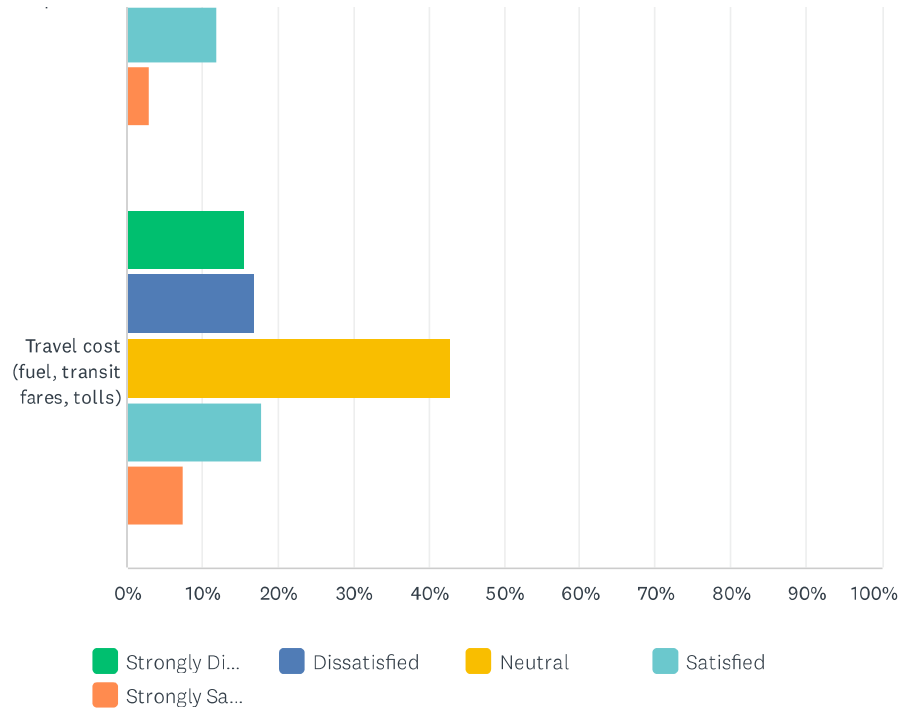
	WEEKDAY	WEEKEND	TOTAL RESPONDENTS
Afternoon rush (3 to 7 PM)	87.41% 597	57.54% 393	683
Midday (10 AM to 3 PM)	64.24% 424	77.58% 512	660
Morning rush (6 to 10 AM)	85.36% 548	43.77% 281	642
Evening (7 to 10 PM)	63.14% 233	82.66% 305	369
Early morning (Before 6 AM)	79.65% 90	43.36% 49	113
Overnight (10 PM to 5 AM)	46.99% 39	86.75% 72	83

Q6 How satisfied are you with the following aspects of your travel experience within the US 50 Corridor?

Answered: 906 Skipped: 5



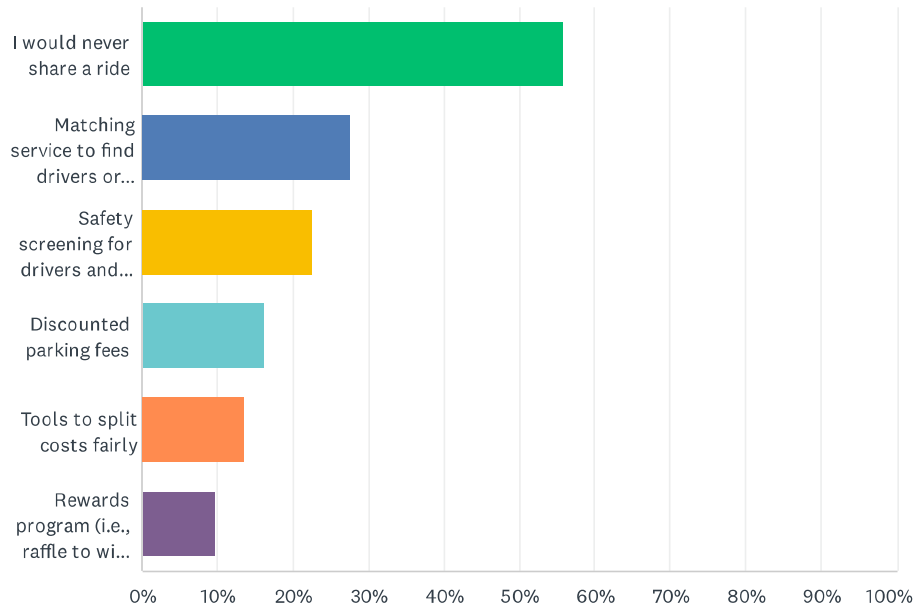
US 50 Comprehensive Multimodal Corridor Plan Survey Questions



	STRONGLY DISSATISFIED	DISSATISFIED	NEUTRAL	SATISFIED	STRONGLY SATISFIED	TOTAL RESPONDENTS
Risk of being in a collision	34.40% 311	31.08% 281	22.68% 205	10.51% 95	1.88% 17	904
Travel time (how long it takes to reach your destination)	19.25% 174	30.53% 276	31.42% 284	18.14% 164	1.99% 18	904
Travel time reliability (how consistent your travel time is)	20.33% 183	30.22% 272	28.44% 256	19.67% 177	2.67% 24	900
Availability of travel options (transit, bike lanes, parking)	26.17% 234	24.27% 217	35.68% 319	11.86% 106	2.91% 26	894
Travel cost (fuel, transit fares, tolls)	15.49% 138	16.95% 151	42.87% 382	17.96% 160	7.41% 66	891

Q7 What would most encourage you to share a ride with others (e.g., carpool, vanpool, etc.)? (Select up to 3)

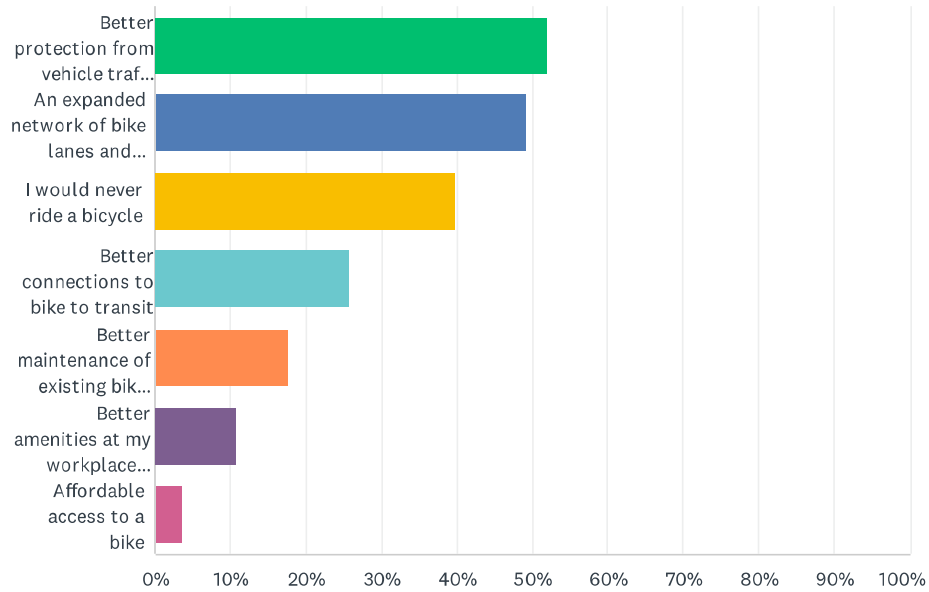
Answered: 827 Skipped: 84



ANSWER CHOICES	RESPONSES	
I would never share a ride	55.86%	462
Matching service to find drivers or riders	27.81%	230
Safety screening for drivers and passengers	22.61%	187
Discounted parking fees	16.20%	134
Tools to split costs fairly	13.66%	113
Rewards program (i.e., raffle to win gift card/cash)	9.79%	81
Total Respondents: 827		

Q8 What would most encourage you to ride a bike? (Select up to 3)

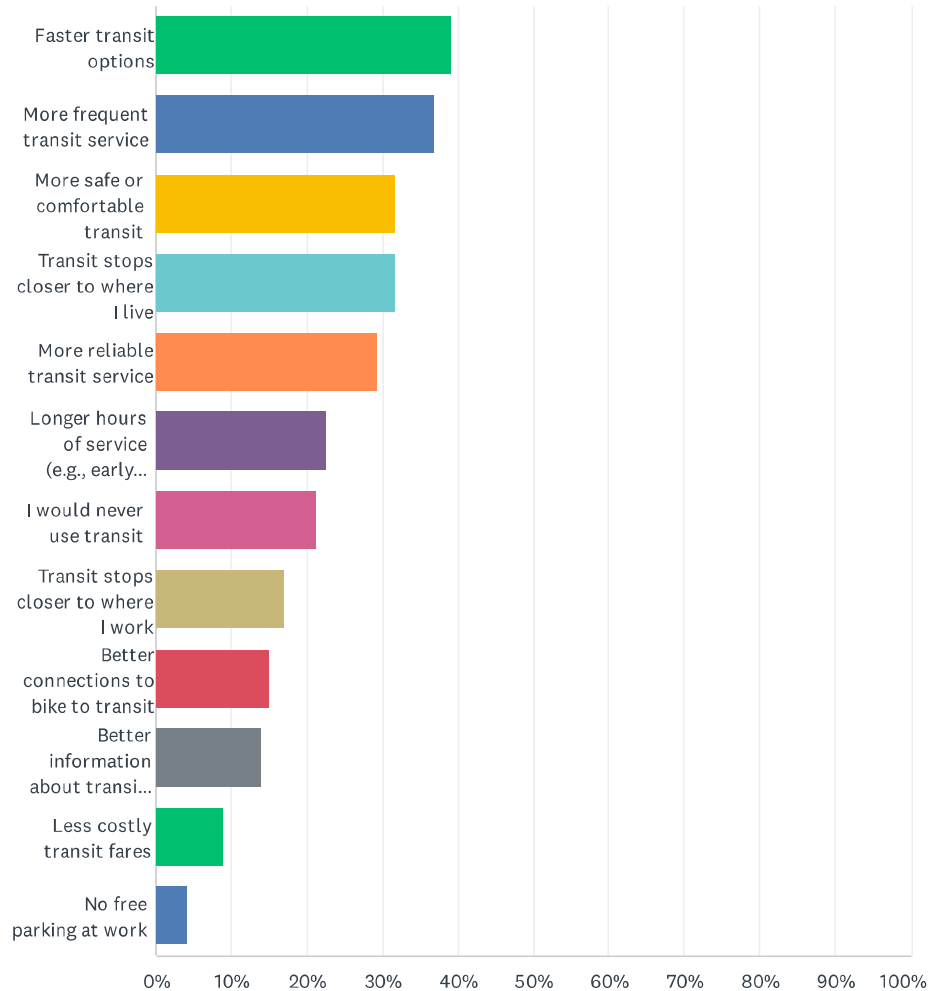
Answered: 841 Skipped: 70



ANSWER CHOICES	RESPONSES	
Better protection from vehicle traffic on streets and roads	51.96%	437
An expanded network of bike lanes and trails	49.35%	415
I would never ride a bicycle	39.95%	336
Better connections to bike to transit	25.80%	217
Better maintenance of existing bike facilities	17.72%	149
Better amenities at my workplace (e.g., bike lockers, showers, etc.)	10.82%	91
Affordable access to a bike	3.69%	31
Total Respondents: 841		

Q9 What would most encourage you to use public transit? (Select up to 3)

Answered: 840 Skipped: 71

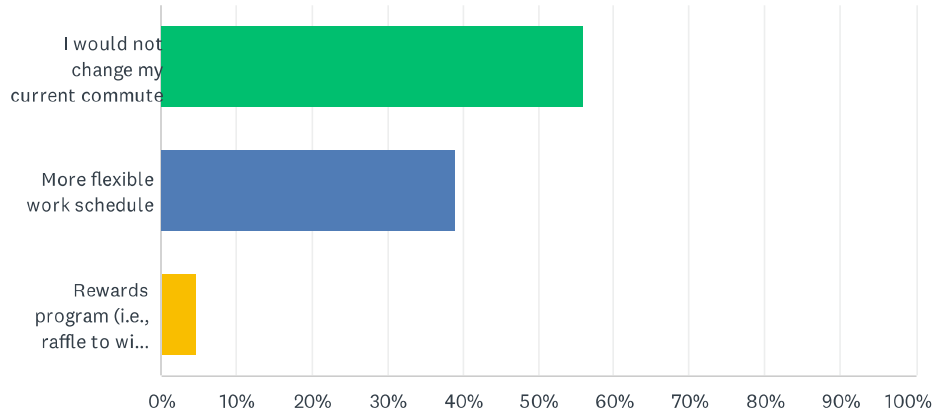


US 50 Comprehensive Multimodal Corridor Plan Survey Questions

ANSWER CHOICES	RESPONSES	
Faster transit options	39.29%	330
More frequent transit service	36.90%	310
More safe or comfortable transit	31.67%	266
Transit stops closer to where I live	31.67%	266
More reliable transit service	29.40%	247
Longer hours of service (e.g., early morning, late night)	22.62%	190
I would never use transit	21.43%	180
Transit stops closer to where I work	17.14%	144
Better connections to bike to transit	15.24%	128
Better information about transit (e.g., maps/schedules are hard to understand)	14.17%	119
Less costly transit fares	9.05%	76
No free parking at work	4.17%	35
Total Respondents: 840		

Q10 What would encourage you to travel outside of the morning or afternoon rush?

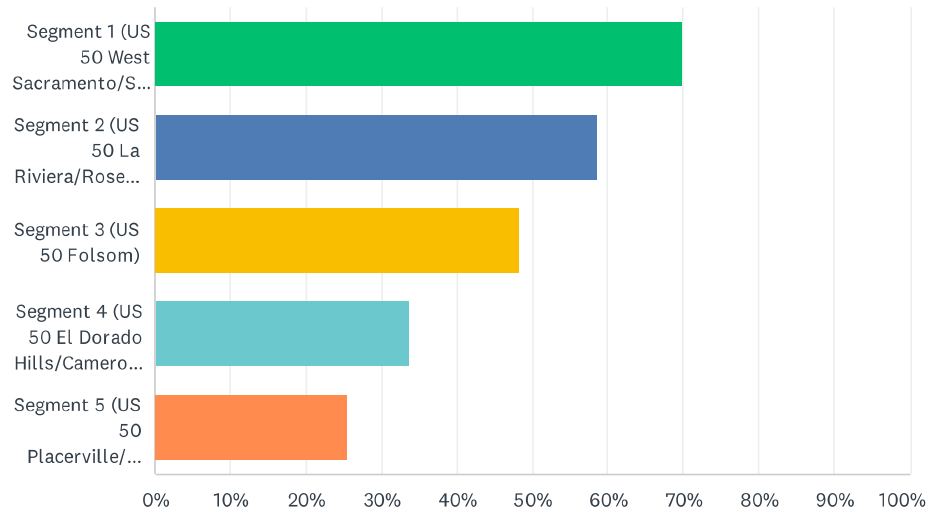
Answered: 796 Skipped: 115



ANSWER CHOICES	RESPONSES	
I would not change my current commute	56.16%	447
More flexible work schedule	39.07%	311
Rewards program (i.e., raffle to win gift card/cash)	4.77%	38
TOTAL		796

Q11 Which segments of the US 50 Corridor do you typically travel during your trip? (Refer to the map below and select all segments that apply.)

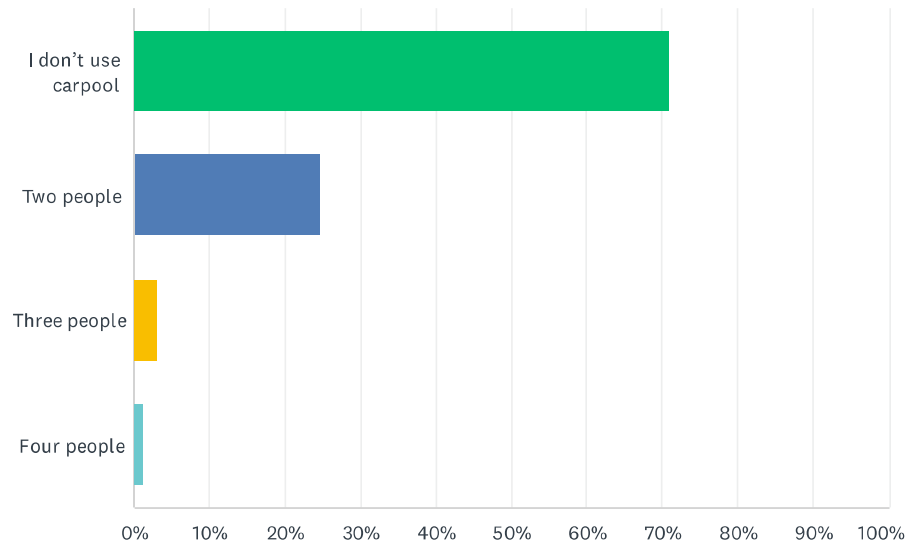
Answered: 850 Skipped: 61



ANSWER CHOICES	RESPONSES	
Segment 1 (US 50 West Sacramento/Sacramento)	69.88%	594
Segment 2 (US 50 La Riviera/Rosemont/Rancho Cordova)	58.71%	499
Segment 3 (US 50 Folsom)	48.35%	411
Segment 4 (US 50 El Dorado Hills/Cameron Park/Shingle Springs)	33.65%	286
Segment 5 (US 50 Placerville/Camino/Pollock Pines)	25.53%	217
Total Respondents: 850		

Q12 If you use carpool/vanpool, how many people are in your ride?

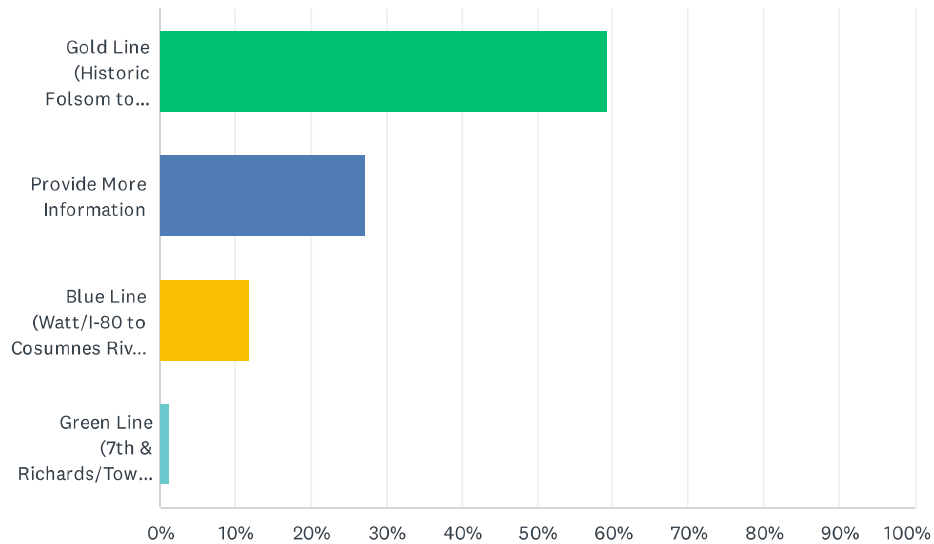
Answered: 835 Skipped: 76



ANSWER CHOICES	RESPONSES	
I don't use carpool	70.90%	592
Two people	24.79%	207
Three people	3.11%	26
Four people	1.20%	10
TOTAL		835

Q13 Which line(s) do you take for your typical trip? Please provide a response for your first trip of the day (e.g., morning trip from home to work). If you transfer between lines, please provide information for each leg of your light rail trip.

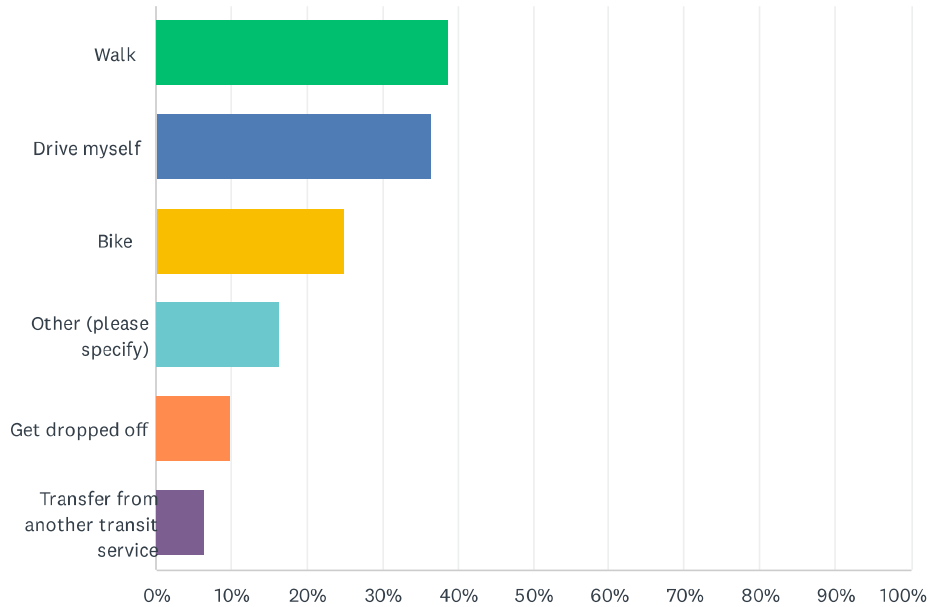
Answered: 384 Skipped: 527



ANSWER CHOICES	RESPONSES	
Gold Line (Historic Folsom to Sacramento Valley Station)	59.38%	228
Provide More Information	27.34%	105
Blue Line (Watt/I-80 to Cosumnes River College)	11.98%	46
Green Line (7th & Richards/Township 9 to Archives Plaza)	1.30%	5
TOTAL		384

Q14 At the beginning of your light rail trip, how do you typically get from your origin (e.g., home) to your station? At the end of your light rail trip, how do you typically get from your station to your destination (e.g., worksite)? (Select up to two)

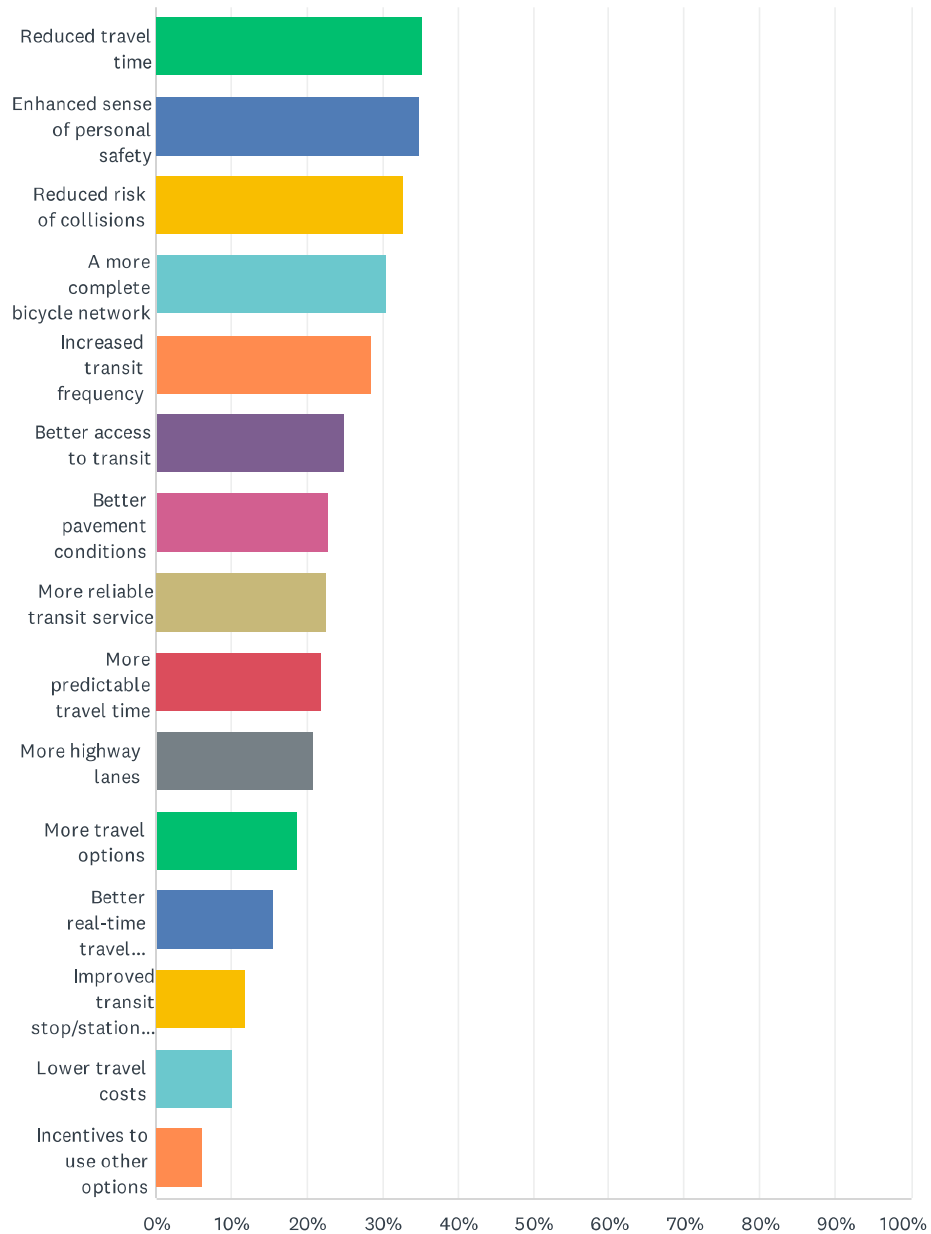
Answered: 396 Skipped: 515



ANSWER CHOICES	RESPONSES	
Walk	38.89%	154
Drive myself	36.36%	144
Bike	25.00%	99
Other (please specify)	16.41%	65
Get dropped off	10.10%	40
Transfer from another transit service	6.31%	25
Total Respondents: 396		

Q15 What would improve your corridor travel experience? Please select your top 3 choices.

Answered: 631 Skipped: 280

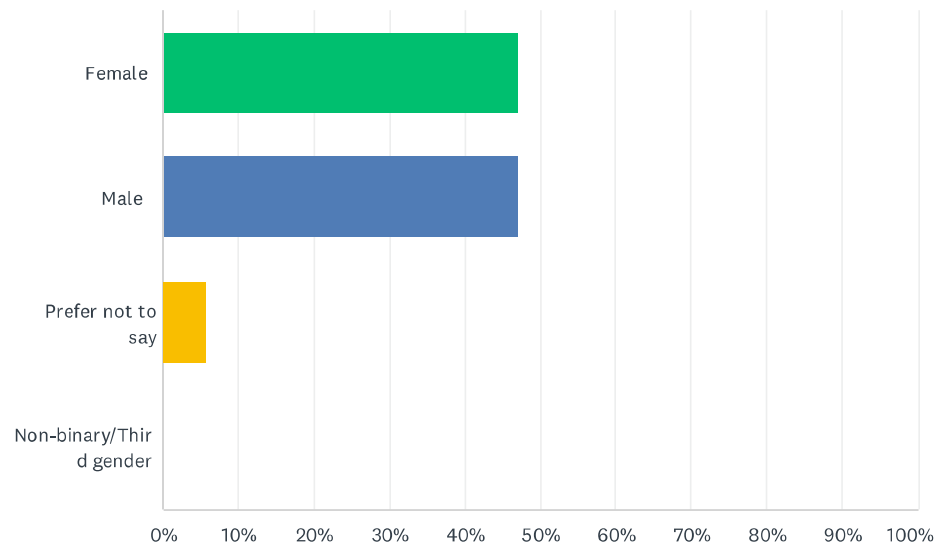


US 50 Comprehensive Multimodal Corridor Plan Survey Questions

ANSWER CHOICES	RESPONSES	
Reduced travel time	35.34%	223
Enhanced sense of personal safety	35.02%	221
Reduced risk of collisions	32.81%	207
A more complete bicycle network	30.59%	193
Increased transit frequency	28.53%	180
Better access to transit	24.88%	157
Better pavement conditions	22.82%	144
More reliable transit service	22.66%	143
More predictable travel time	22.03%	139
More highway lanes	20.92%	132
More travel options	18.86%	119
Better real-time travel information	15.53%	98
Improved transit stop/station amenities	11.89%	75
Lower travel costs	10.14%	64
Incentives to use other options	6.18%	39
Total Respondents: 631		

Q18 Gender:

Answered: 793 Skipped: 118

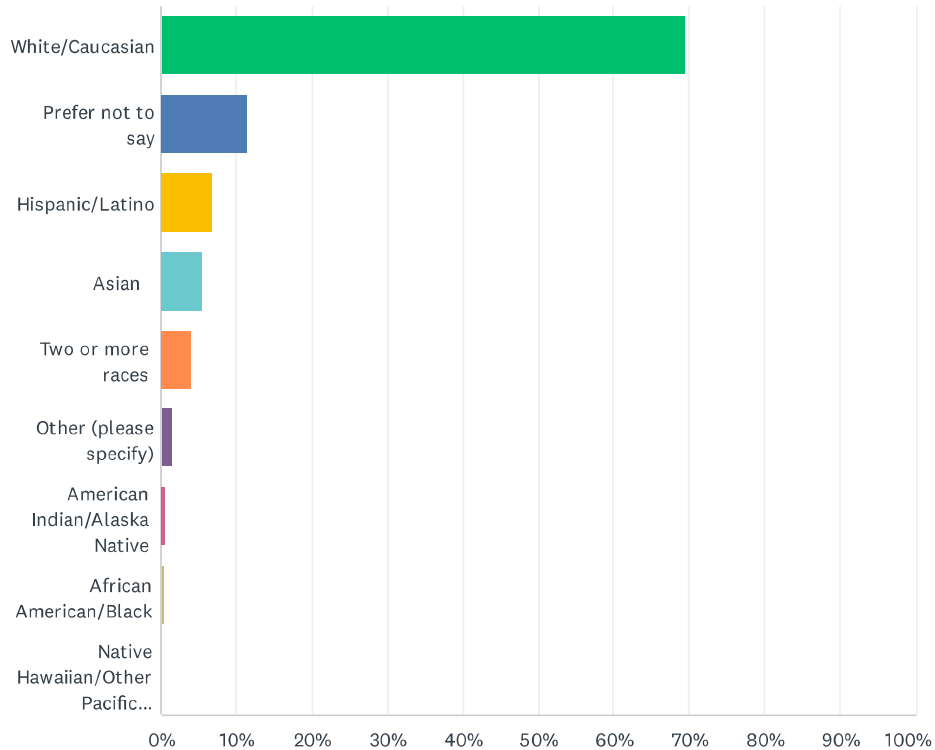


ANSWER CHOICES	RESPONSES	
Female	47.16%	374
Male	47.04%	373
Prefer not to say	5.67%	45
Non-binary/Third gender	0.13%	1
TOTAL		793

US 50 Comprehensive Multimodal Corridor Plan Survey Questions

Q19 What is your race?

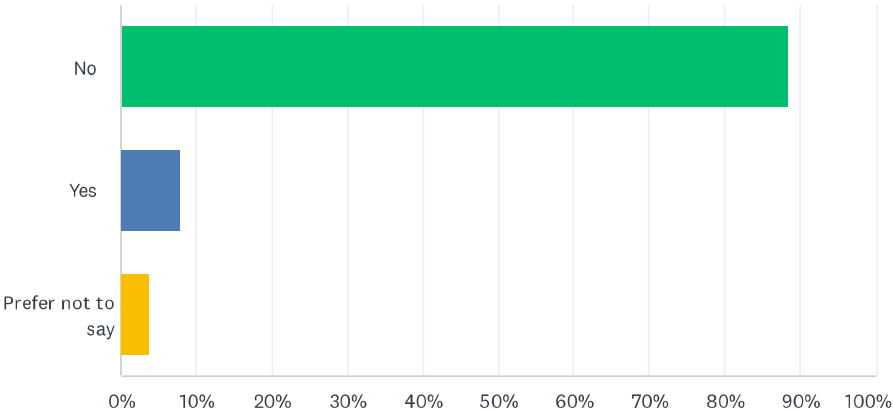
Answered: 789 Skipped: 122



ANSWER CHOICES	RESPONSES	
White/Caucasian	69.46%	548
Prefer not to say	11.53%	91
Hispanic/Latino	6.72%	53
Asian	5.45%	43
Two or more races	4.06%	32
Other (please specify)	1.39%	11
American Indian/Alaska Native	0.63%	5
African American/Black	0.51%	4
Native Hawaiian/Other Pacific Islander	0.25%	2
TOTAL		789

Q20 Do you consider yourself to have a disability that impacts your ability to travel?

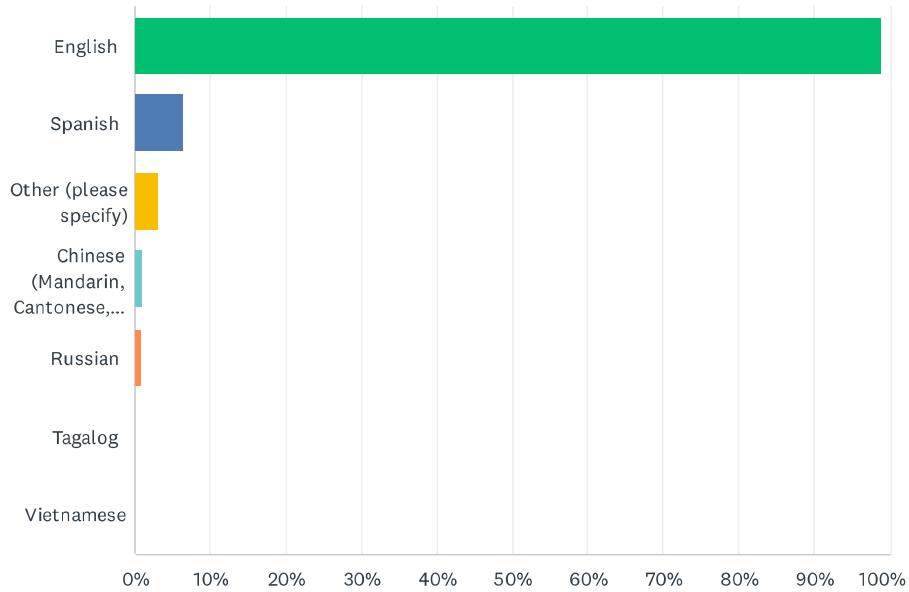
Answered: 796 Skipped: 115



ANSWER CHOICES		RESPONSES	
No		88.44%	704
Yes		7.79%	62
Prefer not to say		3.77%	30
TOTAL			796

Q21 What languages are spoken in your household? (Select all that apply)

Answered: 785 Skipped: 126



ANSWER CHOICES	RESPONSES	
English	98.85%	776
Spanish	6.37%	50
Other (please specify)	3.18%	25
Chinese (Mandarin, Cantonese, etc.)	1.15%	9
Russian	0.76%	6
Tagalog	0.25%	2
Vietnamese	0.13%	1
Total Respondents: 785		

Q22 Sign up to get informed. Enter your email below.

Answered: 231 Skipped: 680

ANSWER CHOICES	RESPONSES
Email address	100.00%231